

The CITY OF PARIS

**APPLICATION FOR CONCRETE
DRIVEWAY PERMIT**

Permit Number:	_____
Total Fees Due:	\$25.00

PROPERTY INFORMATION:

Address: _____

Lot: _____ Block: _____ Subdivision: _____

OWNER INFORMATION:

Owner Name: _____ Phone: _____

CONTRACTOR INFORMATION:

Contractor: _____ Phone: _____

DESCRIPTION OF PROPOSED PROJECT:

Type of project: New Construction Addition Major Repair

Complete Sketch Below or Attach Documents

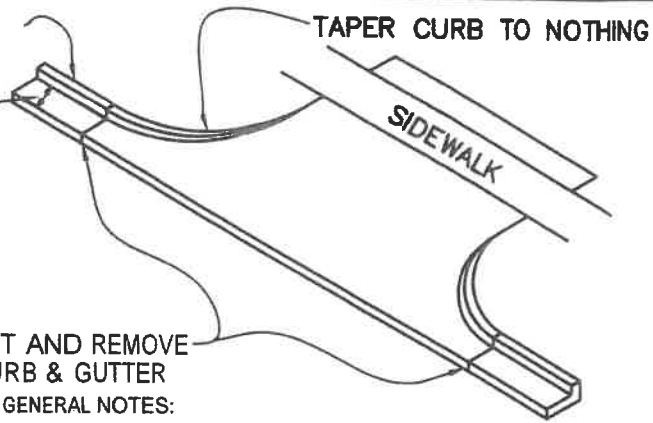
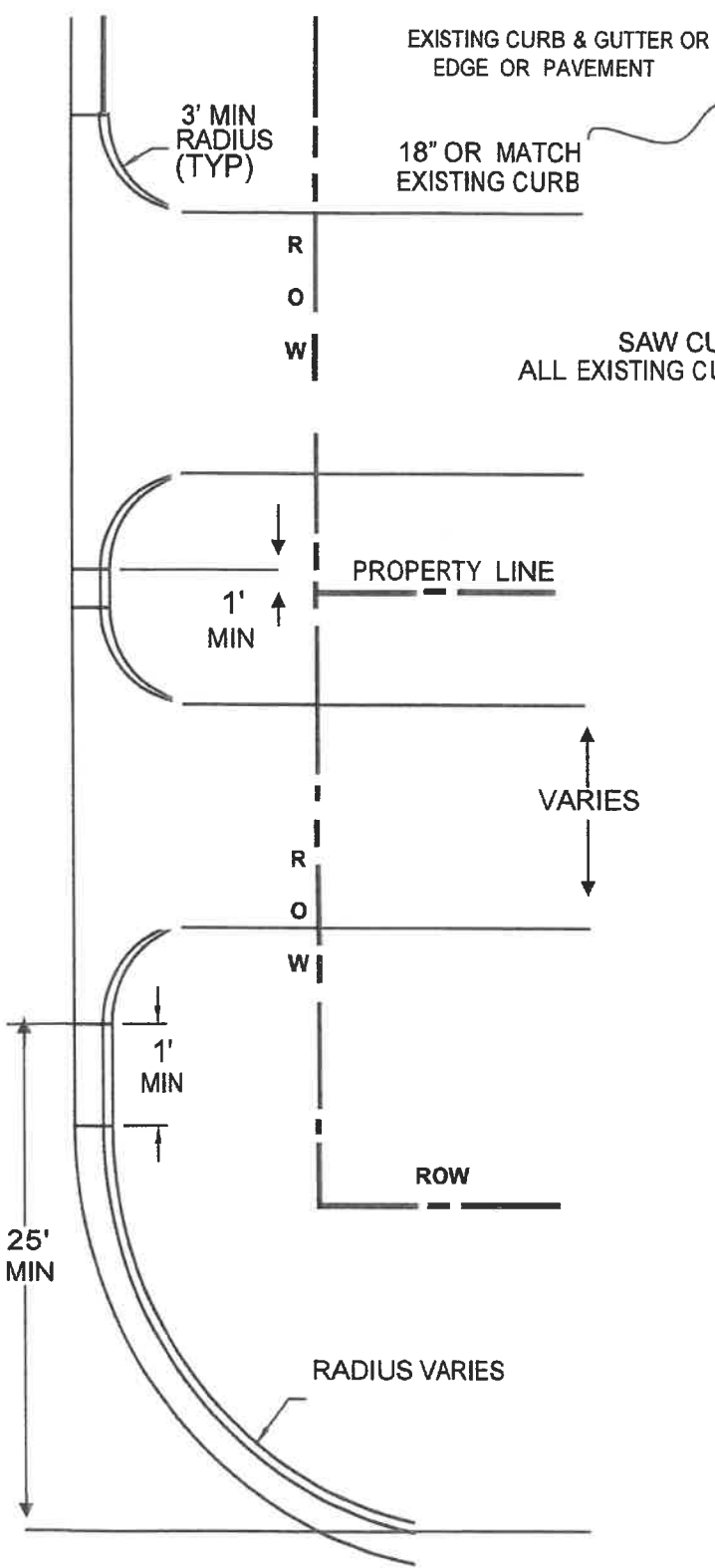
NOTICE TO APPLICANT:

I have carefully read the complete application and know the same is true and correct. I hereby agree to comply with all provisions of local, State, and Federal Laws will be complied with, whether herein specified or not. Only contractors bonded with the City of Paris may apply for a driveway permit.

Signed: _____ Address: _____

Print Name: _____ Phone Number: _____

Date: _____ Fax #: _____



SAW CUT AND REMOVE ALL EXISTING CURB & GUTTER

GENERAL NOTES:


- 1) CONCRETE SHALL BE AT LEAST 3000 psi WITH MAXIMUM SLUMP OF 3"
- 2) ALL DRIVEWAY APPROACHES SHALL HAVE A MINIMUM THICKNESS OF 6" FOR RESIDENTIAL AND 8" COMMERCIAL. ALL APPROACHES SHALL HAVE REINFORCED STEEL IN THEM.
- 3) BETWEEN GUTTER AND RIGHT OF WAY (ROW): MINIMUM RISE SHALL BE AT LEAST 6" MAXIMUM RISE SHALL NOT EXCEED 1" PER FT.
- 4) ALL DRIVEWAYS SHALL BE CONSTRUCTED PERPENDICULAR TO STREET
- 5) DRIVEWAY ON THE SAME LOT SHALL BE SEPARATED BY A MINIMUM FULL CURB LENGTH OF 24'
- 6) INSTALL 1/2" THICK EXPANSION JOINTS WHERE NEW CONCRETE CONNECTS TO EXISTING STREETS
- 7) INSTALL 1" THICK EXPANSION JOINT @ ROW LINE
- 8) REDWOOD MATERIAL OR OTHER NONCOMPRESSIBLE MATERIAL NOT ALLOWED
- 9) INSTALL 2" MINIMUM SAND BEDDING BENEATH ALL CONCRETE
- 10) DRIVE WIDTH AT ROW IN FEET

RESIDENTIAL:	
SINGLE DRIVE MINIMUM	10' WIDE
SINGLE DRIVE MAXIMUM	15' WIDE
DOUBLE DRIVE MINIMUM	18' WIDE
DOUBLE DRIVE MAXIMUM	25' WIDE
COMMERCIAL:	
SINGLE DRIVE MINIMUM	10' WIDE
SINGLE DRIVE MAXIMUM	30' WIDE
DOUBLE DRIVE MINIMUM	20' WIDE
DOUBLE DRIVE MAXIMUM	45' WIDE
- 11) ALL EXISTING CONCRETE SHALL BE SAW CUT TO A MINIMUM DEPTH OF 6" PRIOR TO REMOVAL. ALL CONCRETE DAMAGED OR CRACKED SHALL ALSO BE REMOVED AND REPLACED AT THE CONTRACTORS EXPENSE.
- 12) INSTALL AT LEAST #3 REBAR ON 18" CENTERS EACH WAY ON ALL CONCRETE DRIVEWAY APPROACHES AND SIDEWALKS
- 13) SIDEWALKS POURED INTO THE APPROACH SHALL MEET ALL ADA REQUIREMENTS.

STANDARD DRIVEWAY APPROACH

N.T.S.

FOR NON-TX DOT ROADWAYS



The CITY OF PARIS

STANDARD DRIVEWAY APPROACH
JUNE 2017